

Wonders Reading Power Point

Companion for Days 1-5

Unit 9 Week 1
Peter's Chair



Wonders

Day 1

Essential Question:

Build Background:

How can you help out at home?



Something About Me

There's something about me
That I'm knowing.
There's something about me
That isn't showing
I'm growing!

Oral Vocabulary:

chores



Chores are jobs you do to help at home.

Oral Vocabulary:

contribute



To contribute is to give something or help someone.

Read Aloud:

We will now read a story about ways you can help at home now and when you are older.

"Peter's Chair"




What ways do your siblings help out at home?

Phonemic Awareness:

Letters: Long a; a_e

Today, we will be learning the long a sound.



ate

Phonemic Awareness:

What sound is the same in these words?

same, bait, late

cap, mat, fan

lay, pay, say

map, cat, rag

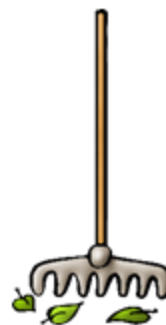
cape, made,
fate

rain, chain,
plate

Fill in the word:



--	--	--	--



--	--	--	--



--	--	--	--



--	--	--	--

High Frequency Words:

Read and spell the word below.

help

High Frequency Words:

Read and spell the word below.

too

High Frequency Words:

Read the sentence below.

This is too little.

High Frequency Words:

Read the sentence below.

We want to help too.

High Frequency Words:

Read the sentence below.

Can you help?

High Frequency Words:

Circle or point to the words with the correct colors.

help

too

help

too

too

too

too

help

help

too

help

help

help

help

too

too

too

Wonders

Day 2

Essential Question:

Build Background:

How can you help out at home?



Something About Me

There's something about me
That I'm knowing.
There's something about me
That isn't showing
I'm growing!

Oral Vocabulary:

chores



Chores are jobs you do to help at home.

Oral Vocabulary:

contribute



To contribute is to give something or help someone.

Category Words:

Household Furniture

Let's the types of furniture in a house.

chair	sofa
table	lamp
bed	shelf

Reread Literature:

How do you know that *Peter's Chair* is a fictional story?



Let's read and discuss the sequence of the story.
What are the events that happened?

Read Now:

Reread: Peter's Chair

Beginning

Middle

End

Phonemic Awareness:

Blend the sounds to make a word.

/m/ /ā/ /d/

/t/ /ā/ /l/

/n/ /ā/ /m/

/a/ /j/ /e/

/g/ /ā/ /v/

/p/ /ā/ /d/

Phonemic Awareness:


Tell me if you hear the long a sound.

ant	ape	tape
fade	add	fad
made	take	face

Phonemic Awareness:

Letters: Long a; a_e

Today, we will be learning the long a sound.

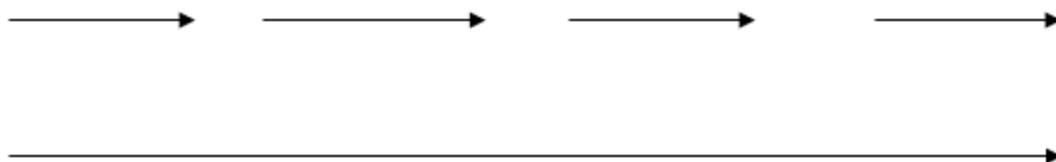


ate

Blending:

Blend the sounds to make a word:

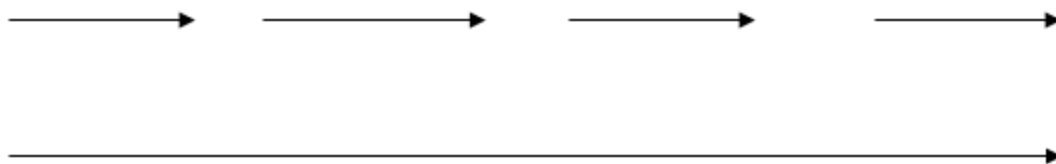
m a d e



Blending:

Blend the sounds to make a word:

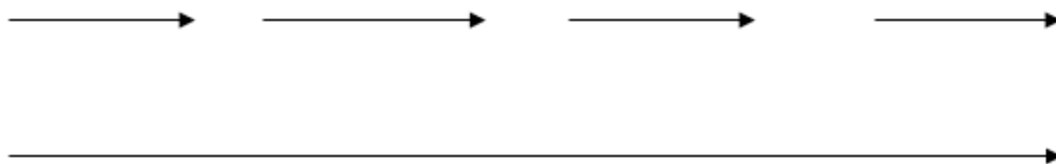
t a p e



Blending:

Blend the sounds to make a word:


s a m e



Fill in the word:



--	--	--	--	--



--	--	--	--	--



--	--	--	--	--



--	--	--	--	--

High Frequency Words:

Let's review the high frequency words for this week.

help	too	they	of
said	want	here	me
this	what	for	have

Let's say the word, spell the word, then say the word.

High Frequency Words:

Let's write our high frequency words in the blanks below.

help

too

for

have

they

1. She will want to go _____.

2. Will you _____ me with my work?

3. They went _____ a walk.

4. _____ are going to ride the bus.

5. He will _____ cake for snack.

Comprehension:



Read :

Jake and Dale Help

What are Jake and Dale doing?

How are the boys helping at home?

How are the boys helping dad?

Wonders

Day 3

Essential Question:

Build Background:

How can you help out at home?



Something About Me

There's something about me
That I'm knowing.
There's something about me
That isn't showing
I'm growing!

Oral Vocabulary:

member



A member is someone who belongs to a group of people, such as a team, club or family.

Oral Vocabulary:

organize



**When you organize something, you put it in a
neat, tidy order.**

Oral Vocabulary:

accomplish



When you accomplish something, you complete it
or carry it out.

Text-Based Comprehension:

Let's read a text about ways to help at home.



Helping Out at Home

Remember to ask and answer questions as you read.

Phonemic Awareness:

Blend to make a word.

/c/ /ā/ /k/

r/ /ā/ /k/


/c/ /ā/ /m/

/l/ /ā/ /k/

/g/ /ā/ /v/

/s/ /p/ /ā/ s/

Fill in the word:



--	--	--	--	--



--	--	--	--	--



--	--	--	--	--




--	--	--	--	--

Phonemic Awareness:

Letters: Long a; a_e

Today, we will be learning the long a sound.



ate

Blending:

Blend the sounds to make a word:

a p e



Blending:

Blend the sounds to make a word:


f a k e



Blending:

Blend the sounds to make a word:

a t e



Blending:

Blend the sounds to make a word:

g a t e



Blending:

Blend the sounds to make a word:

s a m e



High Frequency Words:

Let's review the high frequency words for this week.

help	too	they	of
said	want	here	me
this	what	for	have

Let's say the word, spell the word, then say the word.

High Frequency Words:

Read the sentence below:

I can help you, too!

High Frequency Words:

Read the sentence below:

It is too big for you.

High Frequency Words:

Read the sentence below:

Can you help me bake a cake?

High Frequency Words:

Can you find the high frequency words below?

f	o	r	t	h	e	y	t
d	h	h	w	a	n	t	o
f	e	a	s	a	i	d	o
o	r	v	h	e	l	p	m
f	e	e	v	b	n	s	e

help	too	for	have	they
of	said	want	here	me

Wonders

Day 4

Essential Question:

Build Background:

How can you help out at home?



Something About Me

There's something about me
That I'm knowing.
There's something about me
That isn't showing
I'm growing!

Oral Vocabulary:

member



A member is someone who belongs to a group of people, such as a team, club or family.

Oral Vocabulary:

organize



**When you organize something, you put it in a
neat, tidy order.**

Oral Vocabulary:

accomplish



When you accomplish something, you complete it
or carry it out.

Category Words:

Write the furniture word in the blank below.



He will sit still on the _____.

They like to sit in the big _____.



Category Words:

Write the furniture word in the blank below.



She can sleep in her _____.

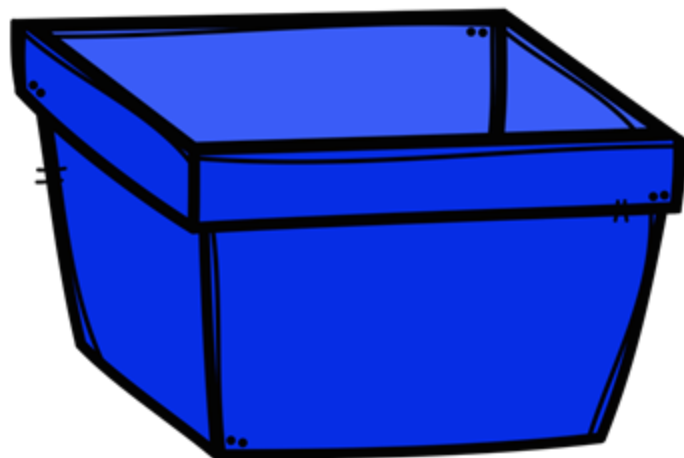
He will eat at the _____.



Read Aloud:

We will now read a story about how a family cleans up the kitchen.

"The Clean Up"




What kind of rules do you think the family has for cleaning?

Phonemic Awareness:

Letters: Long a; a_e

Today, we will be learning the long a sound.



ate

Phonemic Awareness:

Delete the initial sound.

Delete the /c/ in cage.

Delete the /t/ in tape.

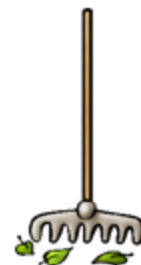
Delete the /d/ in date.

Delete the /s/ in snail.

Fill in the word:



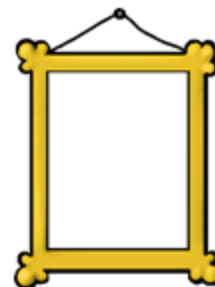
--	--	--	--	--



--	--	--	--



--	--	--	--

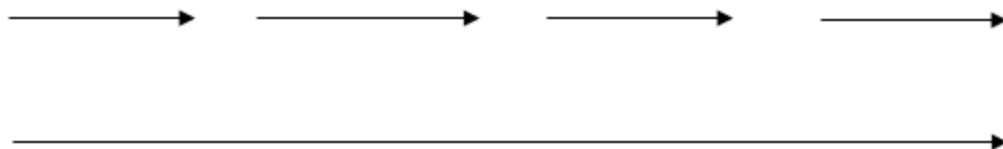


--	--	--	--	--

Blending:

Blend the sounds to make a word:

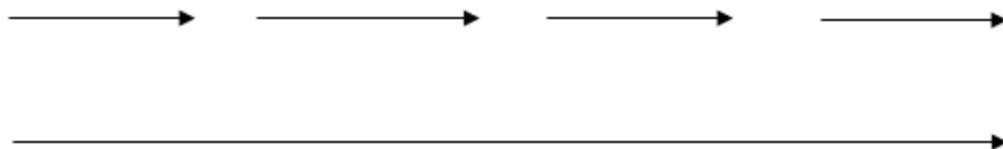
s a v e



Blending:

Blend the sounds to make a word:

c a v e



Blending:

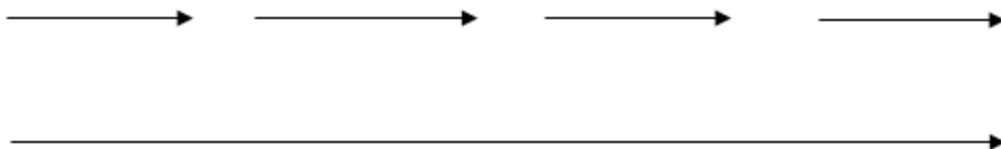
Blend the sounds to make a word:

g a v e

Blending:

Blend the sounds to make a word:

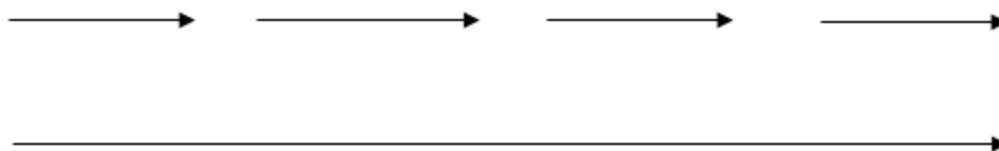
l a k e



Blending:

Blend the sounds to make a word:

m a k e



High Frequency Words:

Let's review the high frequency words for this week.

help	too	they	of
said	want	here	me
this	what	for	have

Let's say the word, spell the word, then say the word.

High Frequency Words:

Let's write our high frequency words in the blanks below.

help

too

want

said

for

1. She is _____ little to help.

2. Beth will _____ a cookie.

3. I want to _____, too!

4. She _____ to get the trash.

5. They will get the bag _____ you.

High Frequency Words:

Circle or point to the words with the correct colors.

help

too

help

too

too

too

too

help

help

too

help

help

help

help

too

too

too

Comprehension:



Read :

Jake and Dale Help

What are Jake and Dale doing to help?

How are the boys helping mom?

What are the boys doing to help in the kitchen?

Reading Street

Day 5

Essential Question:

Build Background:

How can you help out at home?




Something About Me

There's something about me
That I'm knowing.
There's something about me
That isn't showing
I'm growing!

Phonemic Awareness:

Letters: Long a; a_e

Today, we will be learning the long a sound.



ate

Phonemic Awareness:

Delete the initial sound.

Delete the /b/ in bake.

Delete the /k/ in cape.

Delete the /k/ in crane.

Delete the /s/ in stake.

Fill in the word:




--	--	--	--	--



--	--	--	--



--	--	--	--

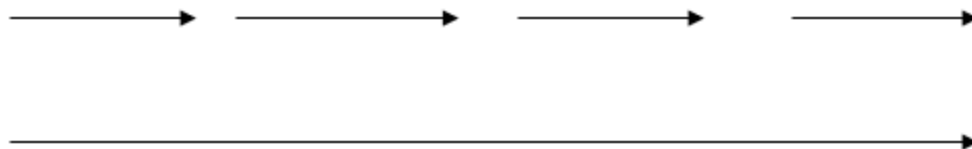


--	--	--	--	--

Blending:

Blend the sounds to make a word:

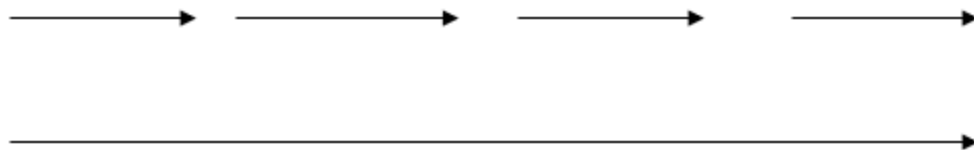
f a t e



Blending:

Blend the sounds to make a word:

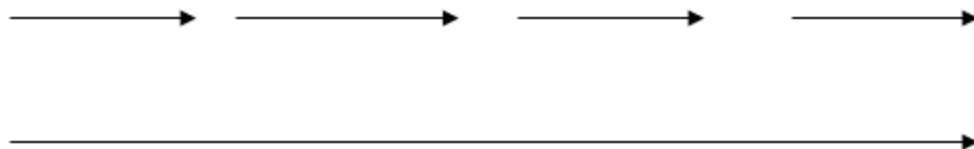
p a l e



Blending:

Blend the sounds to make a word:

l a k e



Blending:

Blend the sounds to make a word:

a p e



High Frequency Words:

Read the sentence below:

I gave the fake rake to you.

The cave is up the lane.

Abe can go to the lake.

Can you bake the same cake?

High Frequency Words:

Let's review the high frequency words for this week.

help	too	they	of
said	want	here	me
this	what	for	have

Let's say the word, spell the word, then say the word.

Credits:

Wonders

McGraw Hill



Graphics:

