



#GettingToGreater

# BUDGET PRESENTATION

2022-23 Budget | April 26, 2022

---

Superintendent of Schools  
**Regina Armstrong**

Asst. Superintendent for Business & Operations  
**Jamal J. Scott**



We endeavor to provide the best educational programs to our students in the most fiscally responsible manner. We will demonstrate to the residents of our school district that we are effective and responsible stewards of their resources.

## Agenda

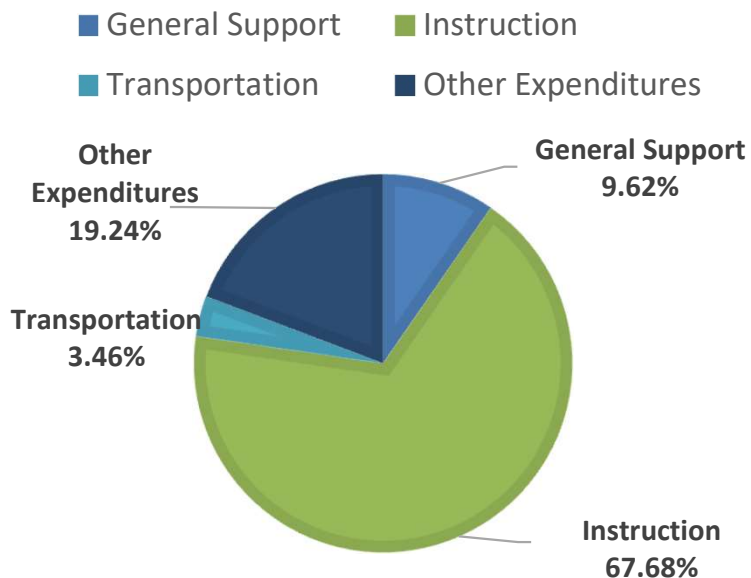
- 2022-23 Projected Revenue
- 2022-23 Proposed Expenditures
- Charter School Analysis
- Important Dates
- Questions & Comments

## 2022-23 PROJECTED REVENUE BUDGET

Revenue Account	2022 – 2023 Proposed Budget	2021 - 2022 Budget	Dollar Change	Percent Change
Property Tax Levy	75,934,370	75,934,370	0	0.00%
PILOT (Payments in Lieu of Taxes)	4,800,000	4,800,000	0	0.00%
State Aid	186,841,009	160,735,683	26,105,326	16.24%
Assigned Fund Balance	6,134,578	2,100,000	4,034,578	192.12%
Restricted Reserves	0	2,152,973	(2,152,973)	-100.00%
Other Revenues	1,000,000	1,500,000	(500,000)	-33.33%
<b>Total Revenue</b>	<b>\$274,709,957</b>	<b>\$247,223,026</b>	<b>\$27,486,931</b>	<b>11.12%</b>

# 2022-23 PROPOSED EXPENDITURES

## 2022-23 PERCENT COMPARISON



Expense	2021-22	2022-23	% Change
General Support	\$24,528,245	\$26,434,371	7.77%
Instruction	\$164,475,244	\$185,926,871	13.04%
Transportation	\$8,887,222	\$9,496,809	6.86%
Community & Other Expenditures	\$49,332,315	\$52,851,906	7.13%
<b>TOTAL EXPENDITURES</b>	<b>\$247,223,026</b>	<b>\$274,709,957</b>	<b>11.12%</b>



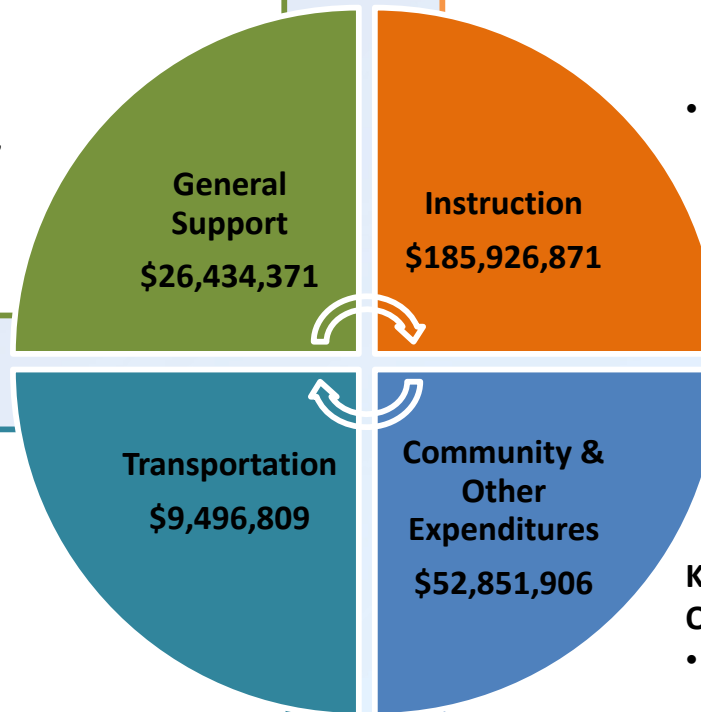
# 2022-23 KEY PROPOSED EXPENDITURES

## Key Expenses in General Support:

- Facilities, Security, and Support Staff contractual salary increases
- Increases in prices for equipment and supplies. Many increases related to COVID-19 Pandemic and inflation.
- Insurance Increases: Property, Fire, Cyber, Employee Liability, Excess Catastrophe, etc.

## Key Expenses in Instruction:

- Charter Schools increased by 20.45% from \$55,800,000 to \$67,212,400.
- Overall salaries increased by 9.8% due to contractual obligations, and pending bargaining agreements of TAs, Teachers, and Administrator contracts.
- 11.43% Special Education increase attributed to meeting BOCES cost, higher tuition for private and public schools, evaluation & therapists, and tutoring.



## Key Expenses in Transportation:

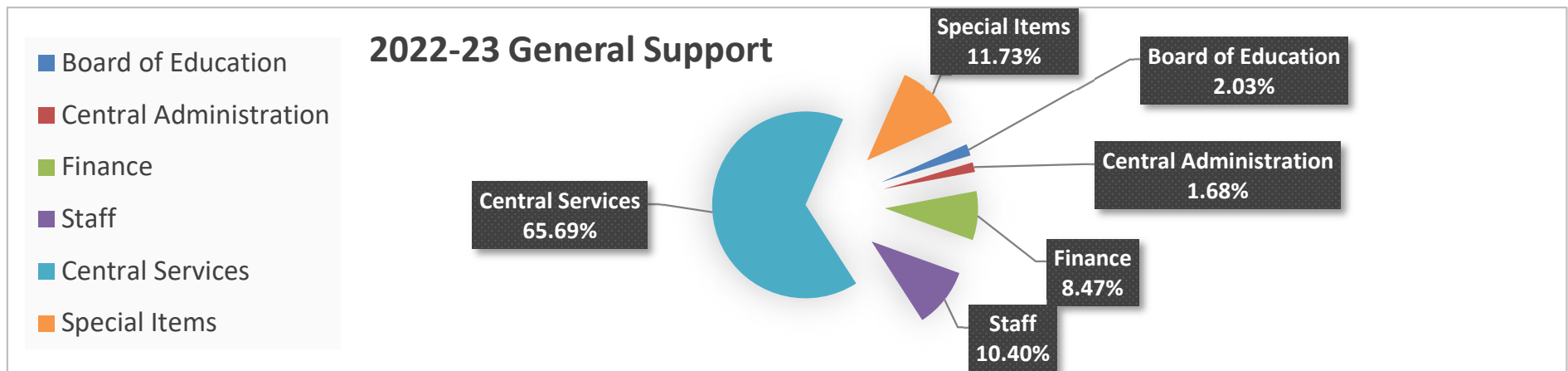
- Transportation increased by 6.86% based on the projected CPI for 2022-23 and higher fuel cost.
- The 2022-23 transportation budget also includes salaries for a new director and account clerk.

## Key Expenses in Community and Other Expenditures:

- Employee benefits rose 8.12% based on higher cost for TRS, ERS, and Health & Dental Insurance
- Debt Service saw a 1.85% increase, which is based on borrowing fee for EPC and final payment for QZAB Bond.

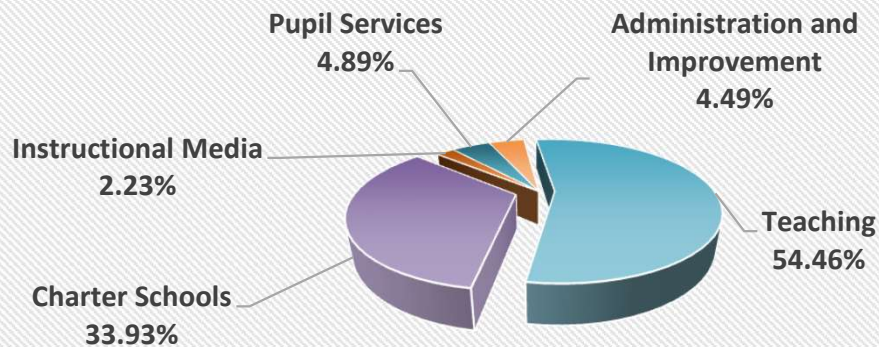
## 2022-23 PROPOSED EXPENDITURE – GENERAL SUPPORT

General Support Expenses	Functions	2021-22	2022-23	% Change
Board of Education	1010, 1040, 1060	\$518,994	\$536,914	3.45%
Central Administration	1240	\$454,868	\$444,868	-2.2%
Finance (Business Office, Auditing)	1310, 1320, 1325, 1345	\$2,210,155	\$2,239,419	1.32%
Staff (HR, Legal, PR, BOCES)	1420, 1430, 1480	\$2,787,974	\$2,747,907	-1.44%
Central Services (Facilities, Security, Technology)	1620, 1621, 1622, 1670, 1680	\$16,250,770	\$17,363,934	6.85%
Special Items (Insurance, Judgements)	1910, 1930, 1981	\$2,305,484	\$3,101,329	34.52%
<b>TOTAL GENERAL SUPPORT</b>		<b>\$24,528,245</b>	<b>\$26,434,371</b>	<b>7.77%</b>



## 2022-23 PROPOSED EXPENDITURE – INSTRUCTION

Instruction Expenses	Functions	2021-22	2022-23	% Change
Administration and Improvement (Admin, Clerical)	2010, 2020, 2070	\$7,384,597	\$7,375,066	-0.13%
Teaching (Teachers, TAs, Subs, Special Ed., BOCES)	2110, 2250, 2280, 2330	\$89,579,183	\$98,356,865	9.8%
Charter Schools	2110.473	\$55,800,000	\$67,212,400	20.45%
Instructional Media (Media, AV, Library)	2610, 2630	\$3,668,326	\$3,704,200	0.98%
Pupil Services (Attendance Aides, Guidance, Nurses, Psychologists, Social Workers, Athletics)	2805, 2810, 2815, 2820, 2825, 2850, 2855	\$8,043,138	\$9,278,340	15.36%
<b>TOTAL INSTRUCTION</b>		<b>\$164,475,244</b>	<b>\$185,926,871</b>	<b>13.04%</b>



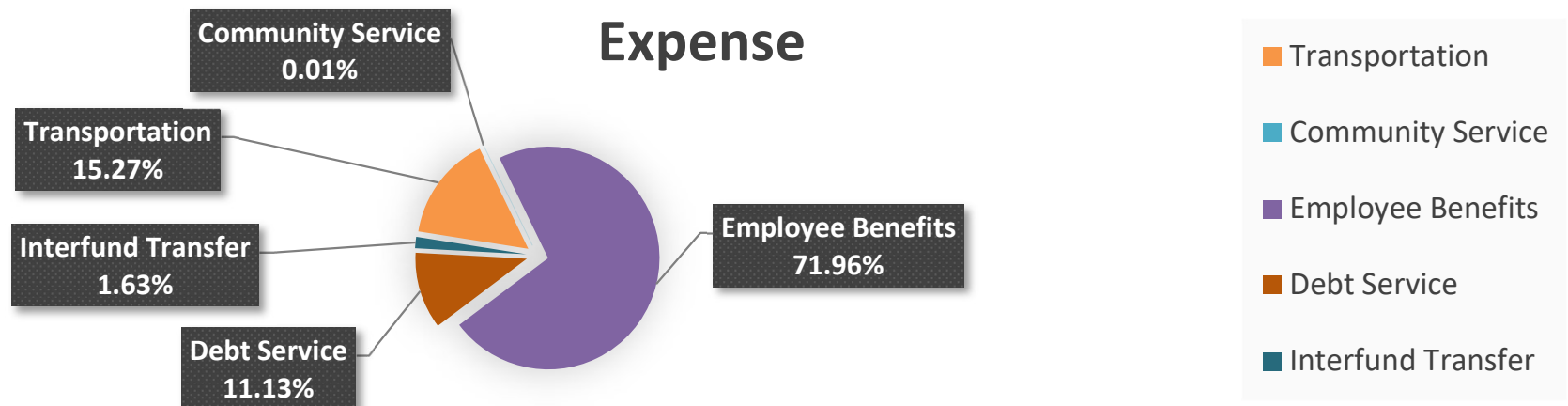
### 2022-23 INSTRUCTION

- Administration and Improvement
- Teaching
- Charter Schools
- Instructional Media
- Pupil Services

## 2022-23 PROPOSED EXPENDITURES

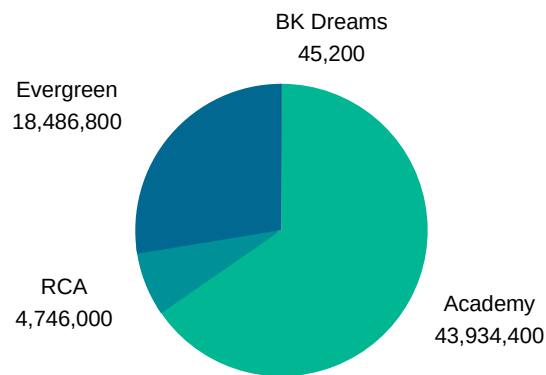
### TRANSPORTATION, COMMUNITY & OTHER EXPENDITURES

Other Expenses	Functions	2021-22	2022-23	% Change
Transportation	5510, 5540	\$8,887,222	\$9,496,809	6.86%
Community Service	7140	\$7,200	\$7,200	0%
Employee Benefits (Health benefits, ERS, TRS)	9010, 9020, 9030, 9040, 9045, 9050, 9055, 9060, 9065, 9070	\$41,892,639	\$45,292,230	8.12%
Debt Service	9711, 9731, 9760	\$6,482,476	\$6,602,476	1.85%
Interfund Transfer	9901, 9950	\$950,000	\$950,000	0%
<b>TOTAL TRANSPORTATION &amp; OTHER EXPENDITURES</b>		<b>\$58,219,537</b>	<b>\$62,348,714</b>	<b>7.09%</b>





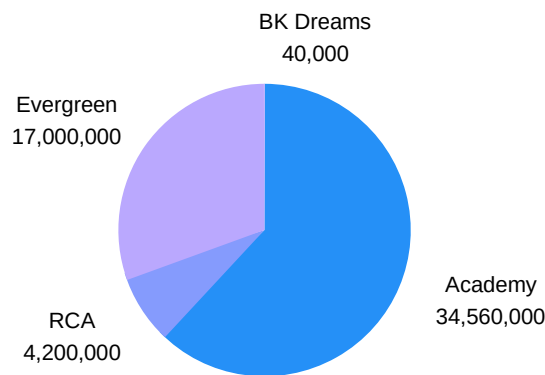
## Charter School: 3-Year Comparison



**\$67,212,400**

**22-23 Projected**

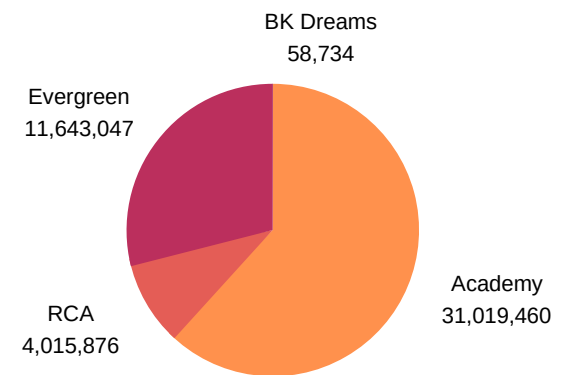
(+20.45% from previous year)



**\$55,800,000**

**21-22 Budgeted**

(+19.40% from previous year)



**\$46,737,117**

**20-21 Actual**

## CHARTER SCHOOL ANALYSIS

Charter School	Student Count 2018/2019	Student Count 2019/2020	Student Count 2020/2021	Student Count 2021/2022 Budget	Student Count 2022/2023 Projected
Academy Charter	1,100	1,422	1,571	1,728	1,944
Expense:	20,332,264	27,426,386	31,019,460	34,560,000	43,934,400
Roosevelt Children's Academy	250	260	203	210	210
Expense:	6,394,248	5,090,280	4,015,876	4,200,000	4,746,000
Evergreen Charter	444	540	590	850	818
Expense:	8,781,311	9,843,328	11,643,047	17,000,000	18,486,800
Brooklyn Dreams / Our World	0	2	3	2	2
Expense:		39,156	58,734	40,000	45,200
Total Enrollment	1794	2224	2,367	2790	2974
<b>Total Expense</b>	<b>\$35,507,82</b>	<b>\$42,399,15</b>	<b>\$46,737,117</b>	<b>\$55,800,000</b>	<b>\$67,212,400</b>



# Important Dates

- ❖ May 10, 2022: Budget Hearing
- ❖ May 11, 2022: School Budget  
Notice is mailed to Residents
- ❖ May 17, 2022: Budget Vote



## SUMMARY & QUESTIONS

- ✓ No increase in PROPERTY TAX LEVY
  - ✓ No Program Cuts
  - ✓ No Staff Reduction
- ✓ Budget Vote Day – May 17, 2022

Questions, comments, and feedback pertaining to the 2022-2023 Proposed Budget.