

# WEEK 13: JUNE 8 - 12

## 1st Grade

Monday, June 8th

Students will begin with warm ups on gonoodle. Students should begin with Maxarena and Star of the Show.

<https://family.gonoodle.com/>

Students that are in the zoom meeting will also do a "Move It," exercise.

Students will review sol, mi, and la.

-What are these special words?

-How can you show me these words with just your hands?

MEET LA

**Melody ROAD**  
MUSIC LESSONS FOR YOUNG LEADERS

*La* is the upper next-door neighbor to *so*.  
If *so* is on a space, *la* is on the line above it.

\_\_\_\_\_ (S) \_\_\_\_\_ (L)  
\_\_\_\_\_ (M) \_\_\_\_\_

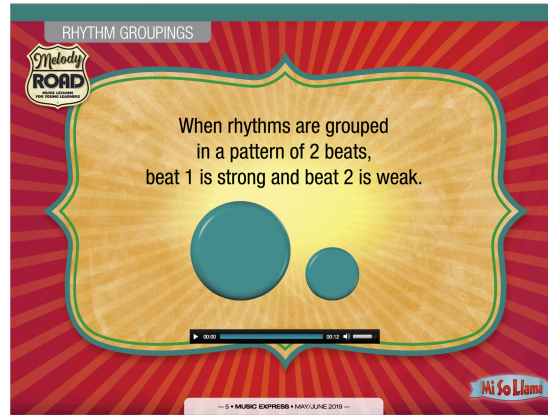
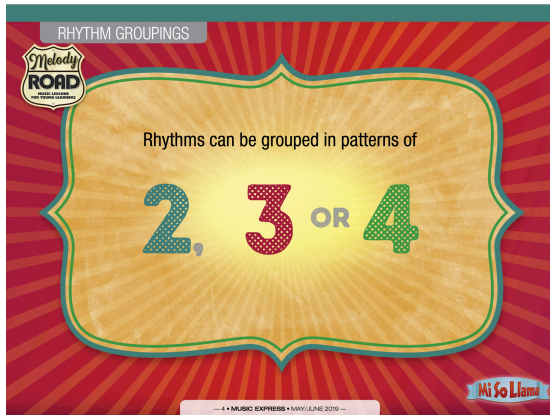
If *so* is on a line, *la* is on the space above it.

\_\_\_\_\_ (S) \_\_\_\_\_ (L)  
\_\_\_\_\_ (M) \_\_\_\_\_

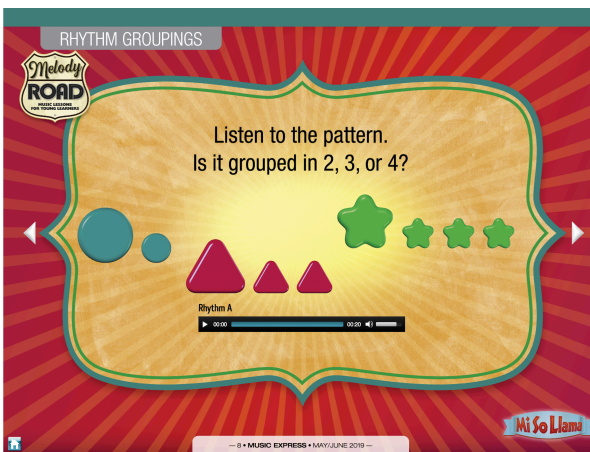
Mi So Llama

— 3 • MUSIC EXPRESS • MAY/JUNE 2019 —

Students will review strong and weak beats.



- What are the two different types of beat that we use in music?
- How are they different?



Students will listen to a few different musical examples and decide which patterns of beats they are in 2,3, or 4.

file:///Users/Karen/Desktop/Jackson%20Main%20School%20Teaching%20Materials/Music%20Express/MayJun19\_MXP\_HTML/assets/resources/misollama\_ss/misollama.html

Students will then listen to the song “Mi Sol Llama.” Students will echo the teacher singing the different patterns of mi, sol, and la. Students should do this until they can successfully sing all of the patterns.



Students will be meeting for a zoom lesson on Monday from 2:30-3:05.

Meeting ID: 273296754 Password: 824957

# 2nd Grade

Tuesday, June 9th

Students will begin with warm ups on gonoodle. Students should begin with Maxarena and Star of the Show.

<https://family.gonoodle.com/>

Students that are in the zoom meeting will also do a “Move It,” exercise.

Students will review the rhythms that they have learned.

-What is rhythm?

-What are the different rhythms you’ve learned? (hint:think of a coin)

-What rests have you learned?

Students will play through the rhythms in “Rockin’ Rhythm Reading,” with an instrument of their choice.

**ROCKIN' RHYTHM READING**

**Half-Baked**

A half note shows 1 sound for 2 beats.

2/4

← →

This card features a purple banner with the title 'ROCKIN' RHYTHM READING'. Below it is the title 'Half-Baked'. A legend shows a half note symbol with the text 'A half note shows 1 sound for 2 beats.' and two red hearts. The musical staff shows a 2/4 time signature and four half notes. Below the staff are four pairs of red hearts. Navigation arrows and a heart rate monitor icon are at the bottom.

**ROCKIN' RHYTHM READING**

**Leave the Rest to Me**

A half rest shows no sound for 2 beats.

2/4

← ASSESS →  
Perform ♩ with claps. Perform ♪ with leg pats.

This card features a purple banner with the title 'ROCKIN' RHYTHM READING'. Below it is the title 'Leave the Rest to Me'. A legend shows a half rest symbol with the text 'A half rest shows no sound for 2 beats.' and two red hearts. The musical staff shows a 2/4 time signature and four half rests. Below the staff are four pairs of red hearts. An 'ASSESS' box contains the instruction 'Perform ♩ with claps. Perform ♪ with leg pats.' Navigation arrows and a heart rate monitor icon are at the bottom.

**ROCKIN' RHYTHM READING**

**Lavender's Blue**

3/4

← →

This card features a purple banner with the title 'ROCKIN' RHYTHM READING'. Below it is the title 'Lavender's Blue'. The musical staff shows a 3/4 time signature and a sequence of eighth notes. Below the staff are two rows of red hearts. Navigation arrows and a heart rate monitor icon are at the bottom.

**ROCKIN' RHYTHM READING**

**A Bach Minuet**

3/4

← ASSESS →  
Perform ♩ with left leg pats. Perform ♪ with right leg pats. Perform ♩ with both leg pats.

This card features a purple banner with the title 'ROCKIN' RHYTHM READING'. Below it is the title 'A Bach Minuet'. The musical staff shows a 3/4 time signature and a sequence of eighth notes. Below the staff are two rows of red hearts. An 'ASSESS' box contains the instruction 'Perform ♩ with left leg pats. Perform ♪ with right leg pats. Perform ♩ with both leg pats.' Navigation arrows and a heart rate monitor icon are at the bottom.

Students will then listen to the song “Mi Sol Llama.” Students will echo the teacher singing the different patterns of mi, sol, and la. Students should do this until they can successfully sing all of the patterns.

file:///Users/Karen/Desktop/Jackson%20Main%20School%20Teaching%20Materials/Music%20Express/MayJun19\_MXP\_HTML/MJ19\_MXP\_HTML.html

- What are these words?
- Why do we use them?

The image shows a music lesson card titled "Melody Road MUSIC LESSONS FOR YOUNG LEADERS". It features a llama illustration on the right. The card is divided into four quadrants, each labeled "LEADER first, then ECHO". Each quadrant contains a musical staff with notes and corresponding syllables: top-left (Mi So La), top-right (So La So), bottom-left (So La So Mi), and bottom-right (La So Mi So).

The image shows a second music lesson card titled "Melody Road MUSIC LESSONS FOR YOUNG LEADERS". It features a llama illustration on the right. The card is divided into four quadrants, each labeled "LEADER first, then ECHO". Each quadrant contains a musical staff with notes and corresponding syllables: top-left (Mi So La So), top-right (La La So Mi), bottom-left (La So Mi Mi), and bottom-right (So So La Mi).

**Students will be meeting for a zoom lesson on Tuesday from 2:30-3:05.**

**Meeting ID: 273296754 Password: 824957**

# 3rd Grade

## Wednesday June 10th

Students will begin with warm ups on gonoodle. Students should begin with Maxarena and Star of the Show.

<https://family.gonoodle.com/>

Students that are in the zoom meeting will also do a “Move It,” exercise.

Students will continue playing through “Heads Up,” and “The Bell Tower.”



## Heads Up



## The Bell Tower



Students should be able to play through both of them without pausing. Students will be assessed during our zoom meeting or should send a recording of them playing the songs to [kfernandez@hempsteadschools.org](mailto:kfernandez@hempsteadschools.org)

**Students will be meeting for a zoom lesson on Wednesday from 2:30-3:05.**

Meeting ID: 273296754 Password: 824957

# 4th Grade

Thursday June 11th: Superintendent's Day

Students will begin with a physical warm up on gonoodle. Students should begin with Bee Breath and Live in the Moment.

<https://family.gonoodle.com/>

Students will then go to EEMusic and listen to “Star Wars-Williams.” <https://www.eemusicclass.com/shared/pzWGbUqvflSYOsFy>

For each of the themes that are playing, students will identify which instruments are present in each section. They can check to see if their answers are correct by hitting the buttons at the bottom while the music is playing.

If your child has already completed this aspect of the lesson, they will draw a scene for each of the themes (theme 1, theme 2, rebel theme, and Leia’s theme). Submit their work to me at [kfernandez@hempsteadschools.org](mailto:kfernandez@hempsteadschools.org) or on class dojo.

# 5th Grade

## Friday June 12th: Off

Students will begin with a physical warm up of their choice on [gonoodle.com](https://family.gonoodle.com/)

Students will review what they learned the previous lesson.

-“What is a chord?”

-“What is a chord progression?”

-“What was the progression in Pachelbel’s Canon?”

Students will go onto chrome music lab and click on the song maker (<https://musiclab.chromeexperiments.com/>).

Students will write their own song using the chord progression of Pachelbel’s Canon

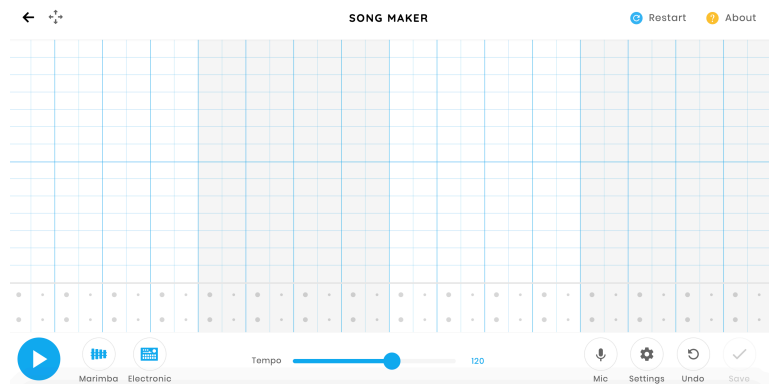
I	ii	iii	IV	V	vi	vii
one	two	three	four	five	six	seven

Pachelbel Canon Chord Progression: I-V-vi-iii-IV-I-IV-V

C Major Scale: C D E F G A B C...

Remember these are roman numerals. You are in C, so what notes would your one chord (I) have? What notes would your V chord have?

Once students are finished they will click save at the bottom of the screen



Your song is saved at this link:

<https://musiclab.chrom>

[Copy Link](#)

[Facebook](#)

[Twitter](#)

They will then hit the “copy link” option on the follow screen and paste it into the chat on the zoom class, email it to me at [kfernandez@hempsteadschools.org](mailto:kfernandez@hempsteadschools.org), or submit it on clasdojo.

Students that have already completed this assignment should add lyrics to their creation. They can write them on the email or message that they send along with the link.

EMBED CODE ▾ DOWNLOAD MIDI DOWNLOAD WAV

# WEEK 12: JUNE 15 - JUNE 19

## 1st Grade

Monday, June 15

Students will begin with a warm up of their choice on gonoodle.

<https://family.gonoodle.com/>

Students that are in the zoom meeting will also do a “Move It,” exercise.

Students will answer the questions on the Music Master hand out the at the end of this document. If students are not present for the zoom class, they should send their work to [kfernandez@hempsteadschools.org](mailto:kfernandez@hempsteadschools.org) or message it to me on clasdojo.

With the remaining class time, students can vote on a game or song to play that they learned in music class this year or in previous years.

- Creating a Thunderstorm
- 60 Inches of Rain
- 10 Little Froggies/ Grr-umph!
- Spooky Walk
- Rain Rain
- Sol Mi Samba
- Echo Canyon
- Melody Match Game
- Lunar New Year/Chinese Zodiac animals
- Traffic Jam dance
- Little Sally Walker
- High Low
- We Are Vocal Critters
- Percussion Relay
- Boing
- Walk! Skip! Gallop!
- Drum Game
- Forte! Piano.



**Students will be meeting for a zoom lesson on Monday from 2:30-3:05.**

**Meeting ID: 273296754 Password: 824957**

# **2nd Grade**

## **Tuesday, June 16th**

Students will begin with a warm up of their choice on gonoodle.

<https://family.gonoodle.com/>

Students that are in the zoom meeting will also do a “Move It,” exercise.

Students will answer the questions on the Music Master hand out the at the end of this document.. If students are not present for the zoom class, they should send their work to [kfernandez@hempsteadschools.org](mailto:kfernandez@hempsteadschools.org) or message it to me on classdojo.

With the remaining class time, students can vote on a game or song to play that they learned in music class this year or in previous years.

- Il Conte Orlando movement game
- La Vibora de la Mar/Que Llueva
- Merry Go Round
- We Are Dancing in the Forest
- Rake Those Leaves dance
- Yesh Lanu Tayish
- Jingle Bell Stomp
- Snowy Day
- Pizza Pizza Daddy-O
- Diou Shou Juan (Lunar New Year)
- Bear’s Loose Tooth
- Will You Be My Messenger
- Fossils
- Grumpy March
- Rain is Falling Down
- Chrome Music Lab beat maker
- Presto Is Fast, Largo is Slow
- Percussion Relay
- Rockin’ Rhythm Reading
- Playing in Three
- Clocks

**Students will be meeting for a zoom lesson on Tuesday from 2:30-3:05.**

**Meeting ID: 273296754 Password: 824957**

# **3rd Grade**

## **Wednesday, June 17th**

Students will begin with a warm up of their choice on gonoodle.

<https://family.gonoodle.com/>

Students that are in the zoom meeting will also do a “Move It,” exercise.

Students will answer the questions on the Music Master hand out the at the end of this document.. If students are not present for the zoom class, they should send their work to [kfernandez@hempsteadschools.org](mailto:kfernandez@hempsteadschools.org) or message it to me on clasdojo.

With the remaining class time, students can vote on a game or song to play that they learned in music class this year or in previous years.

- Sasha
- Flowers in the Garden
- Bow Wow Wow
- Al Citron
- Debajo del Bóton
- Merry Go Round
- Have You Seen the Ghost of John
- Every Good Boy Does Fine/FACE
- Peter and the Wolf
- The Pearl Treasure
- It's About Time
- Recorder: Walk Like a Mummy, Hot Crossed Buns
- Instrument Families

**Students will be meeting for a zoom lesson on Wednesday from 2:30-3:05.**

**Meeting ID: 273296754 Password: 824957**

# 4th Grade

## Thursday, June 18th

Students will begin with a warm up of their choice on gonoodle.

<https://family.gonoodle.com/>

Students that are in the zoom meeting will also do a “Move It,” exercise.

Students will answer the questions on the Music Master hand out the at the end of this document.. If students are not present for the zoom class, they should send their work to [kfernandez@hempsteadschools.org](mailto:kfernandez@hempsteadschools.org) or message it to me on classdojo.

With the remaining class time, students can vote on a game or song to play that they learned in music class this year or in previous years.

- Hand Clapping Composition
- Won't You Give Me Five (pentatonic scale)
- La Pulga de San Jose
- Debajo Del Botón
- La Danza De Los Viejitos
- Ghost of John
- Hoe Ana dance
- Tikki Tikki Tempo
- Do Re Mi from The Sound of Music
- Chrome Music Lab
- Classics for Kids
- Google DJ
- Candide/ Backstage with Bernstein

**Students will be meeting for a zoom lesson on Thursday from 2:30-3:05.**

**Meeting ID: 273296754 Password: 824957**

# 5th Grade

## Friday, June 19th

Students will begin with a warm up of their choice on gonoodle.

<https://family.gonoodle.com/>

Students that are in the zoom meeting will also do a “Move It,” exercise.

Students will answer the questions on the Music Master hand out the at the end of this document.. If students are not present for the zoom class, they should send their work to [kfernandez@hempsteadschools.org](mailto:kfernandez@hempsteadschools.org) or message it to me on classdojo.

With the remaining class time, students can vote on a game or song to play that they learned in music class this year or in previous years.

- Sasha
- Hand Clapping
- La Pulga de San Jose
- Night on Bald Mountain
- Peer Gynt
- Pentatonic Scale
- Nigun Atik folk dance
- Tikki Tikki Tempo
- 12 Bar Blues
- Old Dan Tucker
- Chrome Music Lab
- Classics for Kids
- Canon in D/ Pachelbel



# Are You A Music Master?!



Grades 1-2

Answer the following questions to see how much you know! You can answer bullets, complete sentences, or by drawing your answers.

What did you learn about in music class this year?

What was your favorite music class, and what did we do?

What are rhythms?

What is beat?

What is solege/pitch?



# Are You A Music Master?!



Grade 3

Answer the following questions to see how much you know! You can answer complete sentences, or by drawing your answers.

What did you learn about in music class this year?

What was your favorite music class, and what did we do?

What rhythms have you learned?

What is the staff and how do we read it/music?

What are the instrument families?

What is the recorder and how do you play it?



# Are You A Music Master?!



Grades 4-5

Answer the following questions to see how much you know! You can answer complete sentences, or by drawing your answers.

What did you learn about in music class this year?

What was your favorite music class, and what did we do?

What rhythms have you learned?

What are the two scales you learned this year and what notes are in them?

What different styles of music did you listen to, compose in, and sing this year?